




Uni-A Mechanical



Uni-A Pneumatic



Uni-A FA Pneumatic



Uni-A MB Pneumatic

## **Uni-A Applicator** **Universal Crimp Applicator**

- Simple operation and robust design
- The forward-stroke and bellmouth adjustments can easily be made while the applicator is mounted in the press
- Less wear due to the high precision feeding system
- A mechanical terminal ejector guarantees terminals will be cleared from the tooling after the crimp
- Almost unlimited range of application
- For use in automatic CST machines, stripper-crimpers and bench crimping presses.
- For 30 mm or 40 mm strokes usable

CRIMP APPLICATORS

# Uni-A Applicator

## Concept

The Uni-A family of applicators are designed for use with side and end feed, banded terminals with either open or closed barrel construction. The innovative, uni-body design results in better tooling alignment, fewer parts, simpler adjustments, a significant reduction in weight and better price. Handling and set up has never been easier. The Uni-A is suitable for use on automatic wire processing systems as well as on bench-top presses for terminals with either metal, plastic or Mylar tape carrier strips.

## Options

- Floating wire stop (side feed only)
- Quality control photo (micrograph)
- Chrome plated crimp dies
- 7-digit counter
- Auxiliary pneumatic feed valve
- Control sensor for pneumatic feed

## Applications

Uni-A applicators are suitable for the following types of contact carrier strip positions and applications:

- Side feed: front-banded, middle-banded, rear-banded, double-banded, mylar tape (MB), end ferrules (FA)
- End feed: side-banded, longitudinal feed

Technical specifications	
Feed Type	Mechanical or pneumatic
Stroke	40 or 30 mm (1.57 or 1.18") (other strokes available on request)
Wire Range	0.08 – 6 mm <sup>2</sup> (28 – 10 AWG)
Wire Crimp Height Adjustment	Max. 1 mm (0.04") Increment 0.02 mm (0.0008")
Insulation Crimp Height Adjustment	Max. 2 mm (0.08") Increment 0.1 mm (0.004")
Terminal Pitch	Min. 1 mm (0.04") Max. 30 mm (1.18") (pneumatic feed recommended for 25 mm or more) Pitch Continuous
Brake Pressure	Adjustable
Air Pressure	6 – 8 bar (90 – 110 psi)
Dimensions (L x W x H)	Uni-A side feed 150 x 120 x 175 mm (5.90 x 4.72 x 6.88") Uni-A end feed 190 x 75 x 175 mm (7.48 x 2.95 x 6.88") Uni-A FA / MB 190 x 120 x 175 mm (7.48 x 4.72 x 6.88")
Weight	2.7 kg / 3.5 kg (5.95 lbs. / 7.71 lbs.)
Base Type	3 point quick change system
CE-Conformity	The Uni-A fully complies with all CE and EMV equipment guidelines relative to mechanical and electrical safety and electromagnetic compatibility.
Important Notice	Schleuniger recommends that wire samples be submitted in cases where there is doubt as to the processing capabilities of a particular applicator.